

CUCRA 2020 SURVEY

CUCRA MEETING

4/29/2021

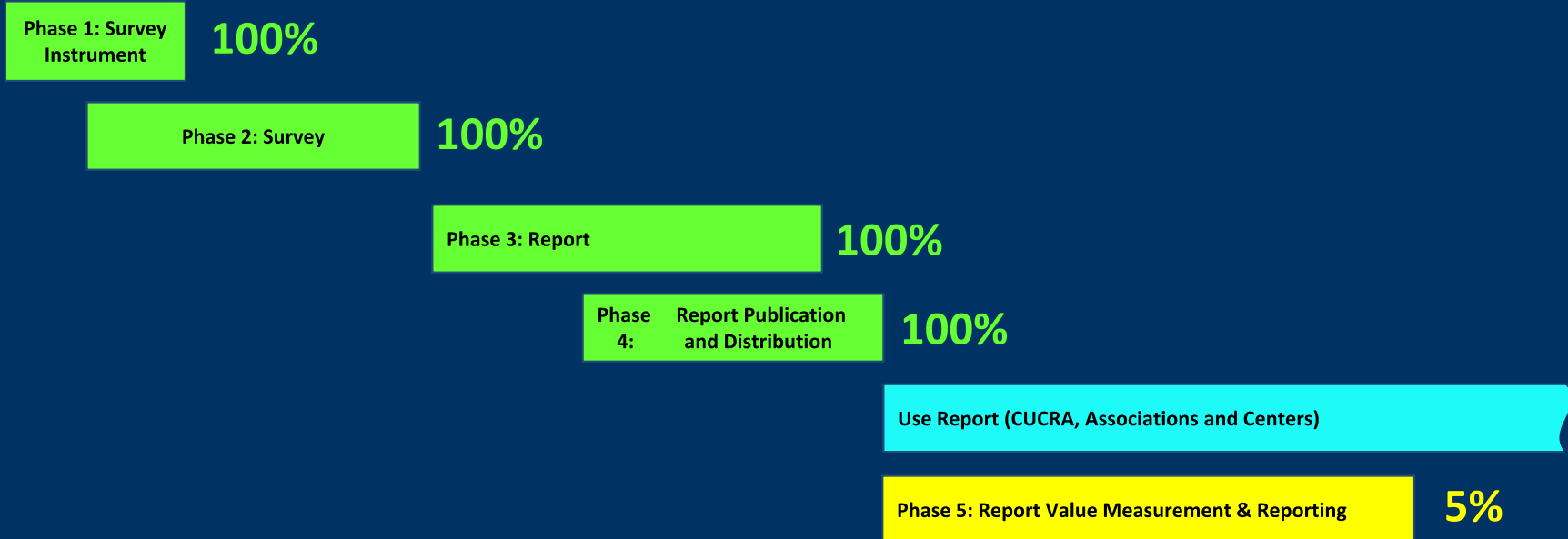
Survey Task Group Roster

Name	Location	Affiliation
Mark Appelbaum*	San Diego	Emeritus
Nancy Brown	LBNL	Retiree
Christy Dawley	Santa Cruz	Retirement Center
Ayesha Dixon	Los Angeles	Retirement Center
Lee Duffus	Santa Cruz	Retiree
Russell Fitzgerald	San Francisco	Retiree
Jeri Frederick	Irvine	Retirement Center

Name	Location	Affiliation
Jon Good	UCOP	Retiree
Margaret Johnson	Los Angeles	Retiree
Ilse Lopes	Santa Cruz	Retiree
Cristina Otegui	Riverside	Retirement Center
Anne Pautler	Los Angeles	Retiree
Kyle Urban	Davis	Retirement Center

Project Timeline

2020								2021											
MAY	JUN	JUL	AUG	SEP	OCT	NOV	DEC	JAN	FEB	MAR	APR	MAY	JUN	JUL	AUG	SEP	OCT	NOV	DEC



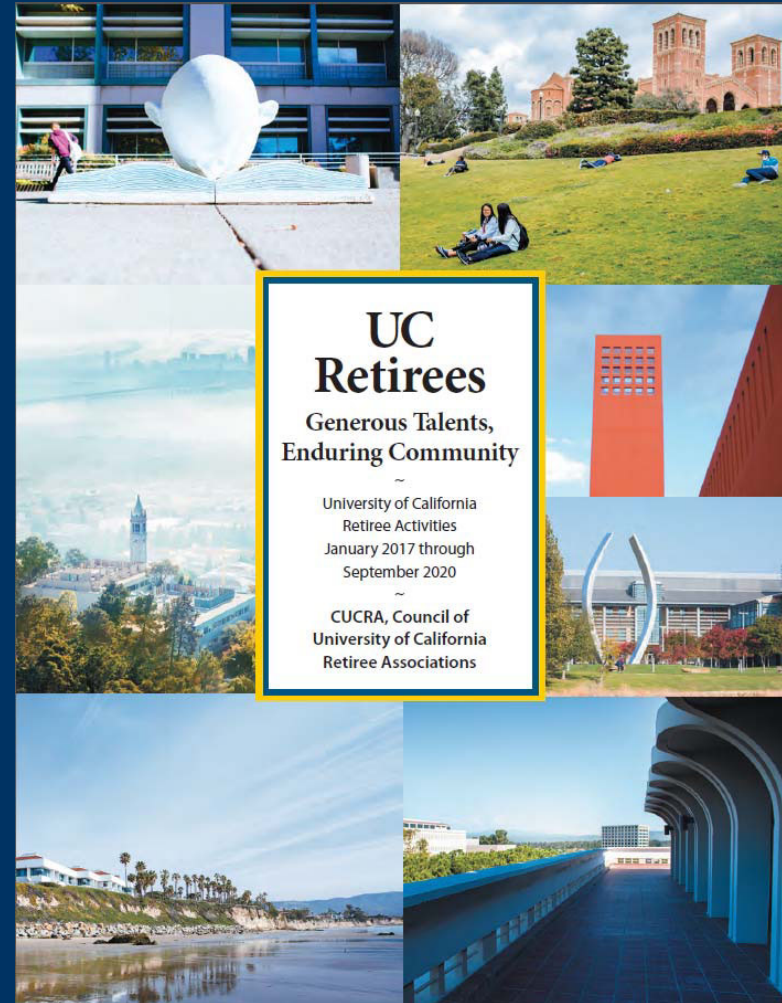
Note: Time bars not completely to scale

Survey Goals

- Enable CUCRA, its member retirees associations, and retiree centers to advocate more effectively on behalf of UC retirees.
- Help the UC President's Office and campus and laboratory administrators better understand the contributions made by retirees to UC and the broader community.
- Assist UC retirees associations and retiree centers create and improve upon programs for retirees.
- Provide retirees with comprehensive information about their collective contributions and achievements.

The Survey Report...

- ...tells a story about UC retirees':
 - Interests
 - Accomplishments
 - Activities, including (among others)
 - Volunteering in the community
 - Volunteering for UC
 - Caregiving
 - Encore careers
- ...tells the story:
 - in numbers
 - in retirees' words
 - in images



**UC
Retirees**
Generous Talents,
Enduring Community
~
University of California
Retiree Activities
January 2017 through
September 2020
~
CUCRA, Council of
University of California
Retiree Associations

Report Contents



- Volunteering in the Community
- Volunteering for the University
- Professional Engagement
- Awards and Recognition
- Encore Careers
- Caregiving
- Interests and Concerns
- Philanthropy
- Active Retirement
- Association Activities

Important Points About the Survey & Report

- Survey Population
- Quantitative Results
- Retirees' Responses
- Tabulations
- Communications Plan and PowerPoint Presentation

Survey Population

- **~66,000** staff and non-Senate academic annuitants
- **21,967** known to retirees associations and retirement centers invited to participate
- **4,980** survey respondents (23% of invitees)



Survey Population

- Survey focused on retired staff - professional and support staff, management and senior professionals, and non-Senate academic retirees.
- Some emeriti completed the survey; those responses were included.
- The survey was neither of the entire retiree population nor of a randomly selected sample. For that reason, ***the survey results cannot be generalized to all UC retirees.***
- When the report mentions “retirees,” it is referring only to those retirees who responded to this survey.
- The survey results “tell a story” of a subset of the retiree population – the results are not a “measure” of the retiree population

Quantitative Results

- Response percentages shown in the report were calculated using the number of selected responses divided by the total number of respondents (4,980).
- Most questions allowed multiple response selections, so often the total percentages will exceed 100%.
- No attempt was made to re-classify “other” responses into existing responses. Doing so would not have changed results sufficiently to alter the “story” told by the results.

Retirees' Responses

- Quantitative results in margins
- Narrative summary and selected quotes fill out the page

Volunteering in the Community

"Becoming active in good causes or our communities broadens our sense of belonging and caring for others—who become less "other."¹
Dilip Jeste, UC San Diego, in *Wiser*

Seventy per cent of respondents reported some kind of volunteer activity in the community—whether local, national or even international. Scores of retirees took the time to write comments and stories about their community involvement, citing skills from book-mending and boat repair to gardening and meditation. Here is just a sprinkling of those responses:

"Since 2019, I took on a role with my neighborhood association to manage green spaces built by community members. Currently I am managing a park build on an undeveloped easement between Highway 101 and the community . . ."

"I perform magic at an Adult Day Care Center for adults with memory issues."

"I saw this office that turned out to be where parolees have to report. On impulse, I suggested if anyone was trying to pass the GED exam (high school equivalency) I could help them . . . Ended up meeting with parolees . . . and coaching them through math problems . . ."

"I have volunteered a lot of time and talents pro-bono to VerifiedVoting.org, where I work alongside paid staff on a number of projects to strengthen democracy for all voters by promoting the responsible use of technology in elections."

"I work . . . on a stream restoration project at Steelhead Creek in North Sacramento . . ."

"My husband and I started a nonprofit building schools in Burma (Myanmar) . . . We will have built 67 schools by the end of 2020."

Dozens of comments reflected the limitations of the COVID-19 pandemic on face-to-face interactions, and many retirees vowed to resume or increase volunteering when those limitations end.

Professional services, such as service on a board of directors, are covered in the professional engagement section. There's undoubtedly a great deal of overlap, especially in areas such as teaching.

UC Retirees: Generous Talents, Enduring Community 4



CATEGORIES OF
COMMUNITY
SERVICE

32% (1,586)
Community/Civic

18% (917)
Faith-Based

15% (728)
Political

11% (537)
Teaching

11% (562)
Museum/Arts/Culture

Additional responses:
other (749), mentoring (408),
library/literacy (305), medical
(299), governmental (230).

Tabulations

- For all but the free-form response questions 16-18, tabulations show the count of all selected responses and the counts as a percentage of ALL RESPONDENTS

CUCRA 2020 Survey - Quantitative Results

UC-Wide

Number of Survey Records (respondents) for UC-Wide: 4,980

Percentages are calculated using the Number of Survey Records shown above as the denominator.

Where questions allow only one response selection, and for record counts, the associated percent totals may be slightly less than 100% due to rounding of individual percent numbers.

01 Since January 2017, did you participate in volunteer activities like mentoring, advising, or teaching the following groups at UC? Select all that apply.

(Multiple response selections were allowed; percent numbers likely will total more than 100%)

Response	Count	Percent
Staff, university faculty or administration or other entities	482	9.67%
Undergraduate students	277	5.56%
Graduate students	249	5.00%
No such activities*	4,241	85.16%

* - Includes 4 records where 'No such activities' responses are combined with other responses

Survey Record	Count	Percent
Records with any response other than 'No such activities'	743	14.91%
Records with only 'No such activities' responses	4,237	85.08%

02 Since January 2017, did you participate in volunteer activities at UC like:

(Multiple response selections were allowed; percent numbers likely will total more than 100%)

Communications Plan

- Ideas for publicity and exposure
- Talking Points
- Templates:
 - News release
 - Cover letters
- Graphics
- CUCRA 2016 Survey Campus Publicity Efforts

PowerPoint Presentation

- Accompanied Communications Plan
- Survey Report Quantitative Results
- Speakers' Notes Included
- *Retirees' Quotes NOT included*

UC Retirees: Generous Talents, Enduring Community

Volunteering

- 70% volunteer in the community
- 25% volunteer for UC
- Many respondents engage in multiple volunteer activities



3

Survey Products

- See the CUCRA Survey web page (<http://cucra.org/survey>) for:
 - the report
 - the survey questionnaire
 - tabulated results for all respondents
- Location-specific data and tabulations have been sent to association presidents and representatives and center directors. Email cucra.s2pm@gmail.com with questions about these files.



The screenshot displays the CUCRA website. At the top, the CUCRA logo is on the left, and the text "COUNCIL OF UNIVERSITY OF CALIFORNIA RETIREE ASSOCIATIONS" is on the right. Below this is a green banner with the text "THE VOICE OF UC RETIREES IN CONTINUING DIALOGUE WITH UC LEADERSHIP". A navigation menu includes "Home", "About Us", "Associations", "Meetings", "Records", and "Travel". The main heading is "CUCRA Retiree Surveys". The text below states: "CUCRA periodically surveys University of California retirees about their activities, contributions, and accomplishments during retirement. The most recent survey was conducted in 2020." A section titled "2020 Survey" contains a link to the report: "UC Retirees: Generous Talents, Enduring Community: University of California Retiree Activities: January 2017 through September 2020" (PDF). It also includes a paragraph describing the report's content and a list of links for "Retiree Survey Questionnaire (PDF)" and "Tabulated Results". On the right side, there is a collage of images, including a white balloon, a person sitting on a lawn, and a central graphic that reads "UC Retirees Generous Talents, Enduring Community" with the CUCRA logo and survey dates.

What's Next?

- Phase 5: Report Value Measurement and Reporting
- Project Wrap-up
 - Project Evaluation Session
 - Prepare Project Report
 - Complete Project Documentation
 - Organize and Archive Project Assets, Artifacts and Work Products

Requests

1. Provide Feedback on the Survey Report

2. Provide Feedback on the Communications Plan

- Comments and suggestions for improvement desired
- Email: cucra.s2pm@gmail.com

3. Tell Us How You Have Used the Survey Report and Its Usefulness

- A questionnaire will be provided to collect this information

Questions?

Thank You for Your Attention

Jon Good

Email: cucra.s2pm@gmail.com